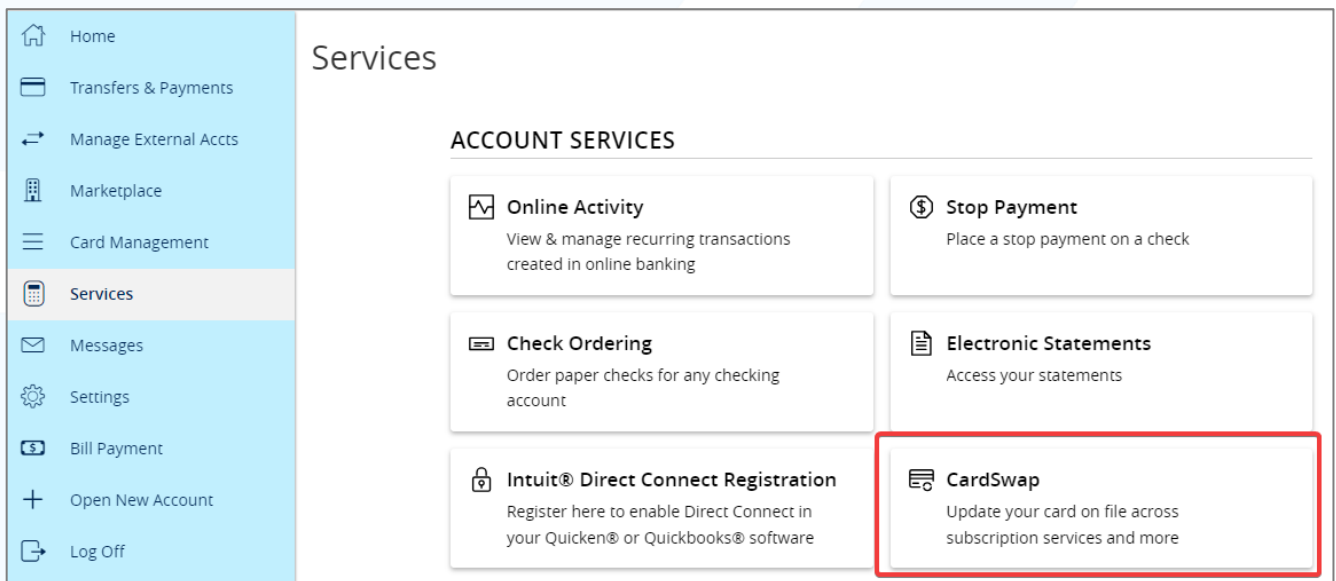


# CardSwap

CardSwap is a service that allows you to link a payment method (credit or debit card) to multiple subscription services in one location, online banking. Setup is as easy as signing into each account you want to enroll in CardSwap. You can set up notifications and link additional accounts at any time, there is no limit.


Note that in most cases, card information is updated at the merchant within one day, however, in some cases it may take up to 48 hours.

Sign into online banking and click “Services” on the left navigation bar to get started, then click “CardSwap.”



CardSwap will take you through a guided setup to get your first cards and merchants added. First, select one or more merchants from the list. You can search for a specific one at the top.

Once you’ve selected at least one merchant, you can click “Next Step” to continue.



## Bank of Burlington - CardSwap Product Overview

Card Number

 Hide

Exp Date CVV

  ?

Name on Card

Zip Code

[Go back](#)

[Add Card](#)

On the next page, enter the card information for the credit or debit card that you want to swap the services to.

All major credit and debit cards are supported by CardSwap.

Once finished, click “Add Card.”

CardSwap will now prompt you to sign into all of your selected merchants from the first page, using your credentials for that account.

Once you’ve linked all your accounts, CardSwap will automatically update the card you have on file with these merchants.

**venmo**


Username, Email or Phone

Password

 Hide

[Forgot username / password?](#)

Select a payment method

 Visa Credit ▼

[Back to accounts](#)

[Skip this merchant](#)

[Link Account](#)