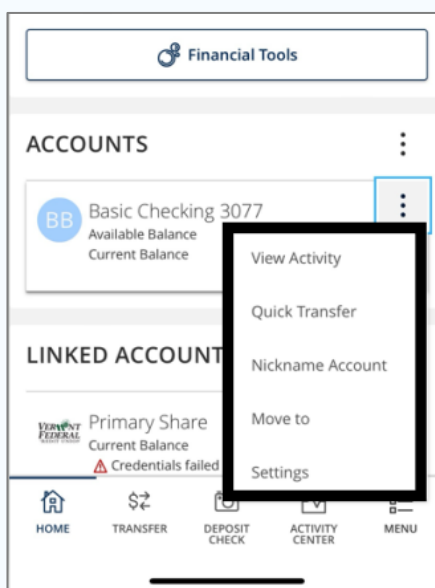
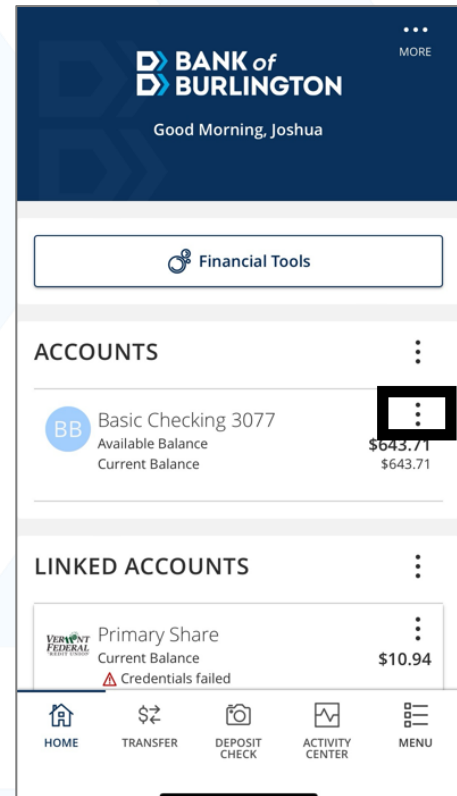


Home

Sign into your mobile banking app and tap the home tab at the bottom.

The home page gives you a quick summary of all your Bank of Burlington accounts. You can also link external accounts here to view all your financials in one convenient location.

Select the ellipses button next to an account for additional options specific to that account.

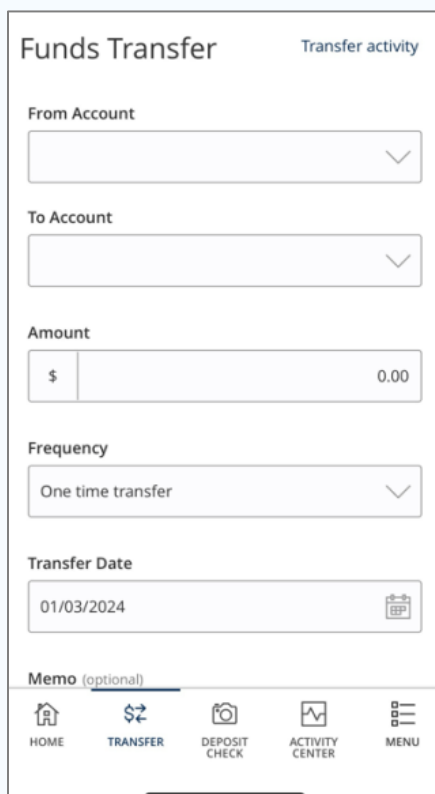
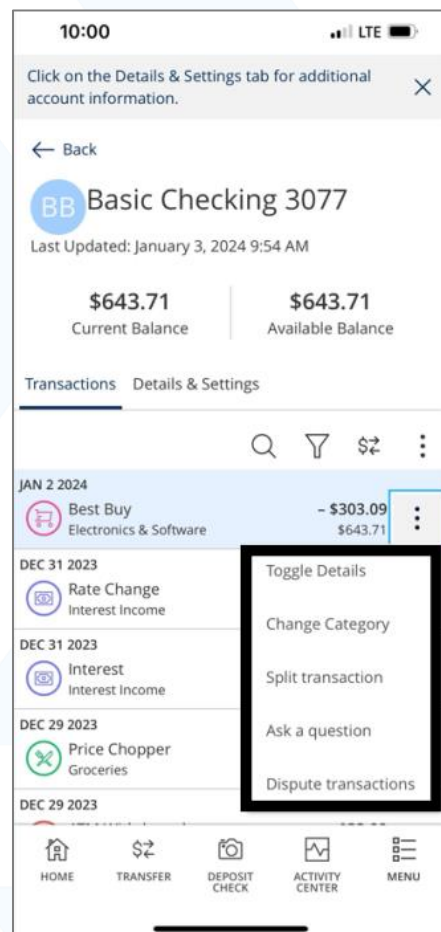


- View Activity: Recent transactions and events for the account.
- Quick Transfer: Quickly move money between your Bank of Burlington accounts.
- Nickname Account: Change the displayed name of the account.
- Move to: Create and group your accounts to stay organized.
- Settings: View all information about the account including full account number, statement dates, interest rates, etc.

By selecting “View Activity” on an account, the screen shown on the right will appear.

From here, you can tap the ellipses button on any transaction or activity listed and select from a list of actions.

- Ask a Question: Dispute a transaction or request assistance from the bank on a transaction.
- Split transaction: Visually break up the transaction into two custom amounts.
- Toggle Details: View more information on the specific transaction.



Transfer

By tapping the “Transfer” tab at the bottom, you can begin a one time or recurring account transfer.

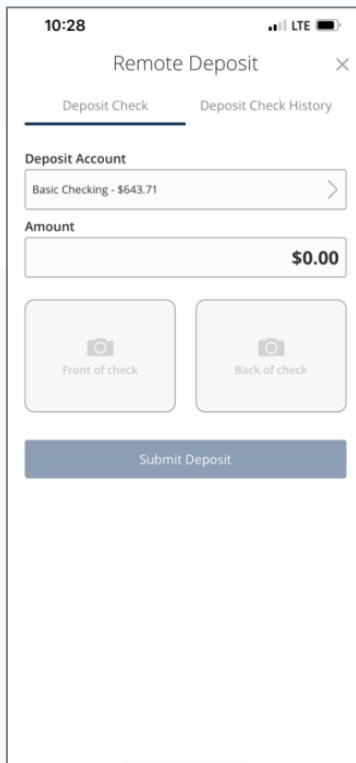
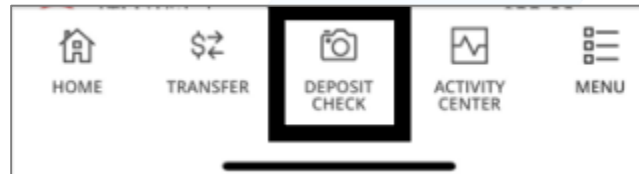
These transfers can be scheduled at a certain date or setup to occur on a certain day of the month.

Completed and submitted transfers can be viewed in the Activity Center tab.

Note: transfers submitted after 7:00 PM Eastern will be processed the next business day.

Mobile Check Deposit

From the bottom navigation, select “Deposit Check.”



Select which Bank of Burlington account you want to deposit the check into and enter the amount the check is made out for.

Using your phone’s camera, tap to take a photo of both the front and back of the check and select “Submit Deposit.”

Make sure the check has been signed by the payee and is endorsed on the back.

You can also view your previously deposited checks by selecting the tab at the top.