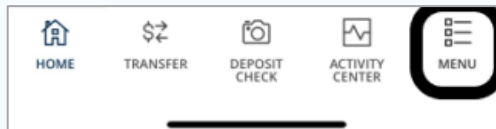


## Direct Deposit Switch

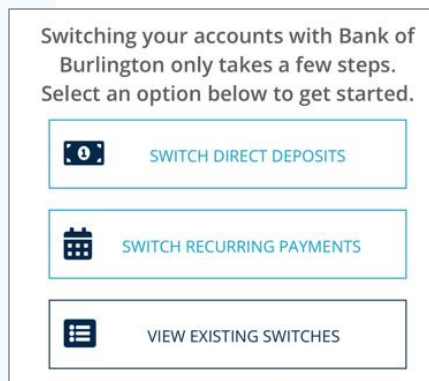
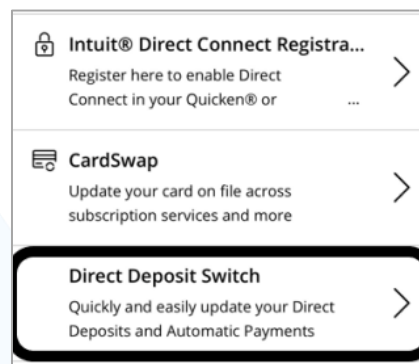
Bank of Burlington’s Direct Deposit Switch prioritizes your financial security and convenience. This secure online tool, accessible within our banking platform, enables the secure and accurate transfer of recurring direct deposits and automatic payments from your previous bank to your new account, ensuring all essential financial obligations are seamlessly met.



To get started, open your mobile banking app, and tap on “Menu” in the bottom right corner of the navigation bar.

Once the blue menu opens on the left, tap on “Services.”

From the list of our available services, tap on “Direct Deposit Switch.”



Direct Deposit Switch will open on top of your mobile banking and from here, you can either switch your direct deposits or your recurring payments.

The last option lets you view a list of already submitted switches.

## Bank of Burlington – Direct Deposit Switch (ClickSwitch)

In this example, we'll tap on "Switch Direct Deposits."

You can decide between entering direct deposit details or use "Switch Assist", which allows you to sign into your old financial institution's online banking using Plaid.

**Let's start switching!**

Choose an option below to start your direct deposit switch:

ENTER DIRECT DEPOSIT DETAILS

or

USE SWITCH ASSIST

**So, who pays you?**

Search for depositors like your employer, social security benefit or other recurring deposits below to get started.

Select Verified results to make your switch go even faster.

Example Employer ×

CONTINUE

If you select "Enter Direct Deposit Details" you can search from a list of supported depositors.

If you don't see your depositor on the list, you can select to manually add their information. You will need to describe what type of deposit you're currently receiving, along with their contact information.

After either picking a listed company or manually entering details, you can select which of your Bank of Burlington accounts you want to switch the deposit to, and then tap to continue and submit.

Select from the options below to continue making the switch.

**SELECT ACCOUNT**


Basic Checking - ▢ (Checking) ▾

CONTINUE

## Bank of Burlington – Direct Deposit Switch (ClickSwitch)

### Who do you pay?

Search below for recurring payments you need to switch.

Select  Verified results to make your switch go even faster.

Who do you pay? Start typing the name here...

Switching your recurring payments is just as easy. Use the same steps outlined above, but swap your employer/depositor search for the businesses you currently auto-pay.