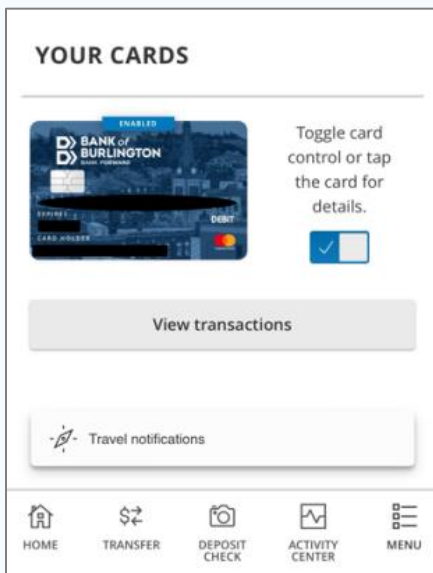
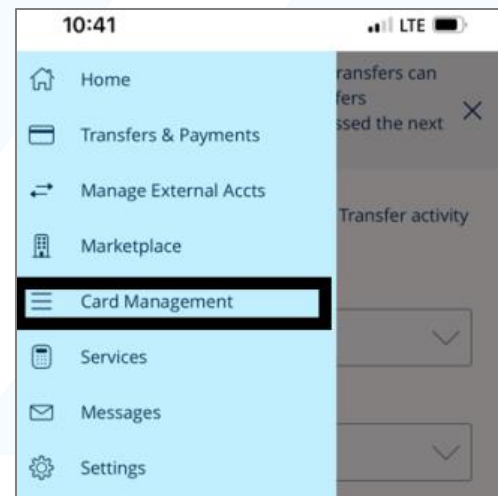



# Card Management

Card controls/management allows you to control how your debit card is used, right from the convenience of online banking.

To access card controls, select “Menu” from the bottom right of your screen, then tap “Card Management” in the navigation menu on the left.



From here, you can view all of your cards and perform the following actions:

- View transactions that were made by the selected card.
- Enable or disable the card instantly with a toggle switch.
- Set travel notifications to ensure that your trips are not interrupted.

## Bank of Burlington - Card Management


If you decide to setup a travel memo, please ensure that all fields are completed.

You may also include specific information about the trip, including layovers, or if driving what states you will be in.

Selecting which card(s) you will be using on the trip is also possible.

Setup a new travel notification

Select card(s) that will be used

 DEBIT [REDACTED]

Departure date

Return date

Where will you be traveling?

Domestic

International

Traveling contact number

Domestic  International

HOME TRANSFER DEPOSIT CHECK ACTIVITY CENTER MENU

\$2,500.00  
Daily purchase limit

[REDACTED]  
Connected account number

View transactions

To request a new PIN, contact us at 800-290-7893

CARD MANAGEMENT

Report lost or stolen

Card controls

COMMUNICATION

Alerts

Travel notifications

OTHER

Reorder PIN

If you need to report your card lost/stolen, or update additional card controls, simply click on the image of the card within card controls and the screen depicted on the left will launch.

From here, you can setup alerts, order a new PIN for the card, or setup alerts.