


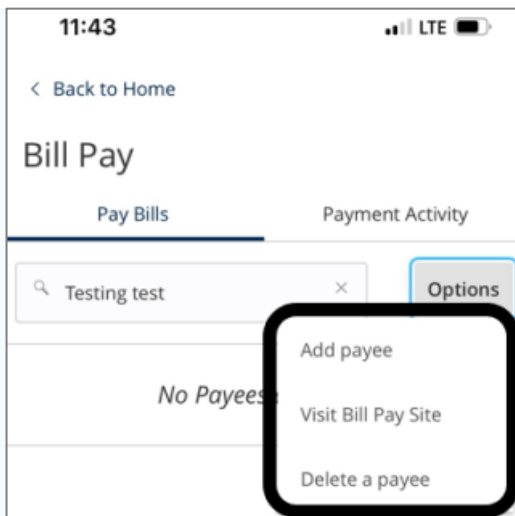
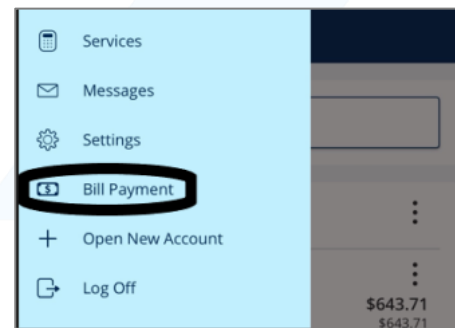
Bill Pay

Bill Pay allows you to pay and manage bills through our online banking platform. You can set up payees, establish recurring payments, or a one-time payment. You can also view payment activity from one location to help streamline the billing process.

To access bill pay, tap “Menu” in the bottom right corner of your screen.



Once the navigation menu opens on the left, tap on “Bill Payment.”



The bill pay menu will open and from there, tap on “Options” at the top, and select “Add payee.”

Note that you will need the payee account number to proceed along with their full name and address.

Once you’ve entered the information, you can tap “Preview” to view a summary of your request before submitting.

